

Leader PC On A Stick SC3-INTD

Intel Quad-Core Atom™

User Manual

PLEASE READ

Thank you for purchasing your product and for being a loyal customer of Leader Computers.

Before your start using this device, we encourage you to take a moment to read through the product instructions. It is important to note that Leader Computers is not liable for any personal injury, property or other losses incurred by misuse of this product.

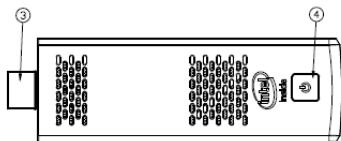
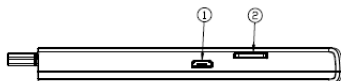
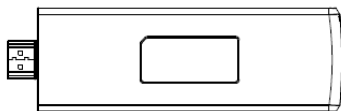
Leader Computers is the owner of the instructions and information contained in this User Manual and as such holds all copyright. Any trademarks mentioned throughout this instruction booklet belong to their respective owners.

If the content of this instruction booklet is inconsistent with the actual product, please contact Leader Computers immediately to obtain the correct guide for your product.

If you have any queries or questions relating to the content of this manual, we ask that you write to Leader Computers within 7 days of the purchase of your device stating any issues you have with the content of this manual. Otherwise, we assume you have agreed, understood and accept the content and instructions contained herein.

For technical support please call 1300 4 LEADER.

Product Interface Description



- ①、USB power supply connecting hole
- ②、Micro SD (Storage expansion interface)
- ③、HDMI (Please connect to the display)
- ④、Power Button&LED
- ⑤、USB2.0
- ⑥、USB3.0

Product Specifications

Processor	Intel®Atom™Z8300
Operating system	Support Windows 10
Memory	2GB DDR3
Storage capacity	16/32GB eMMC
Expansion slots	Micro SD, Max 128GB
Display Interface	HDMI
Wireless devices	WiFi 802.11ABGN AC with 2.4G&5G;BT
USB interface	USB3.0x1, USB2.0x1
Power input	Micro USB interface
Power supply	5V/3A

Remarks:

- 1.Low-power radio motor for certified products, unlicensed, companies, businesses, or a People are not allowed to change the frequency, increase the power or change the features and functions of the original design
- 2.Low frequency radio motor shall not affect the flight safety and interference legitimate communication;
When there is interference it should be immediately suspended and improved to no interference. Legal correspond refers to wireless correspond, low-frequency radio work must be able to tolerate legal communications or industrial, scientific and medical radiation power radio waves.
- 3.Product contains miniature battery using by motherboard CMOS, do not replace them yourselves; If Consumers replace the incorrect type of battery ,might led to dangerous issues, properly deal with the replace battery.

Package Contents



Intelligent Computer stick



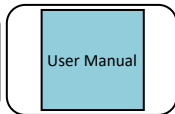
Adapter



OTG Cable



HDMI Cable



Product specification

Instructions

1. Plug the device to the TV HDMI interface HDMI connection (If you can not connect directly to the TV, use the accessories HDMI extension cable), and a display device (eg: TV, screen, projector) "Video Input Source" Select to the connected HDMI input channel.
2. USB Power: Connect the power cord Micro USB accessories with this device and the other end directly into the plug.
3. Can be used with a Bluetooth keyboard and mouse, USB interface to connect wireless keyboard and mouse or a keyboard to use the mouse to use with the OTG cable.
4. Press the power button to start the system.

